

# MLT4060/80MKV

MOBILE LIGHT TOWER

**GENERAC®** | MOBILE

## ENGINE SYSTEM

- Mitsubishi® (LE3) or Kubota® (D1005, D1105 MLT4080KV)
- Diesel fueled
- EPA Tier 4 Final
- 3 cylinder
- Mitsubishi® 0.952L displacement  
Kubota® 1.00L displacement, 1.12L (MLT4080KV)
- Mitsubishi® Power @ 1,800 rpm
  - Prime: 11.3 (8.4)
  - Standby: 12.2 (9.1)
- Kubota® Power @ 1,800 rpm
  - Prime: 11.7 (8.7), 13.5 (10.1) MLT4080KV
  - Standby: 13.1 (9.8), 15.4 (11.5) MLT4080KV
- Air filter: Dry type cartridge

## Fuel System

- Polyethylene tank
- Tank usable capacity: 57.1 US gal (216 L)
- Tank usable capacity: 56.4 US gal (213 L)
- Mitsubishi® Fuel consumption
  - 100% Load: Load: 0.59 gph (2.23 Lph)\*
- Kubota® Fuel consumption
  - 100% Load: 0.65 gph (2.46 Lph)\*
  - 100% Load: 0.86 gph (3.26 Lph)\* MLT4080KV

## Cooling System

- Liquid cooled

## Lubrication System

- Oil filter: Full flow, spin-on type
- 500-hr service interval\*

## GENERATOR

- 60 Hz engine/generator
- Marathon Electric® brushless (201CSA5411, 201CSA5420 MLT4080KV)
- Max Output
  - MLT4060 - 6kW
  - MLT4080 - 8kW
- 120/240 VAC, 167/83 A
  - MLT4060 - 50/25A
  - MLT4080 - 67/33A
- ± 6% Capacitor 60 Hz, ± 1% AVR 60 Hz (MLT4080KV)

## CONTROLS

- Analog controls with key-activated ignition
- Engraved, aluminum punched and anodized control panel
- Toggle switch for raising and lowering mast
- ON-OFF switch for each light fixture
- Digital hour meter
- Automatic shutdown for low oil pressure and high coolant temperature



Picture shown may not reflect actual configuration.

\*Data based on engine manufacturer and field test data after 50-hr engine break-in period. Actual results may vary, according to factors.

# MLT4060/80MKV

MOBILE LIGHT TOWER

## SPECIFICATIONS

### FLOODLIGHTS

- Four 320 W LED (G5) luminaires
  - Lm/fixture: 49,600
  - Total lm: 198,400
- Efficiency: 147 LPW
- Coverage at 0.5 ft-c: 30,020 ft<sup>2</sup> / 2.789 m<sup>2</sup>
- Aluminum and polymer housing
- IP68 LED modules; IP65 rated drivers
- Fixture-mounted drivers
- Friction disc mounting for tool-free positioning

### ELECTRICAL SYSTEM

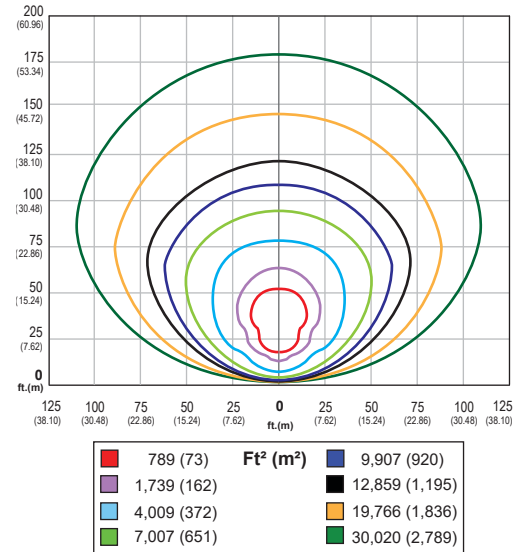
- 100A start limit breaker (ensures no-load condition exists at start-up)
- Individual floodlight circuits with 5A breakers
- Convenience receptacles with individual breakers:
  - Two 120 VAC, 20A, GFCI, duplex outlets (NEMA 5-20R)
  - Two 240 VAC, 30A, twistlock outlets (NEMA L14-30)
  - Two 240 VAC, 50A, twistlock outlets (Leviton 6369)
- 720 CCA wet cell battery

### MAST

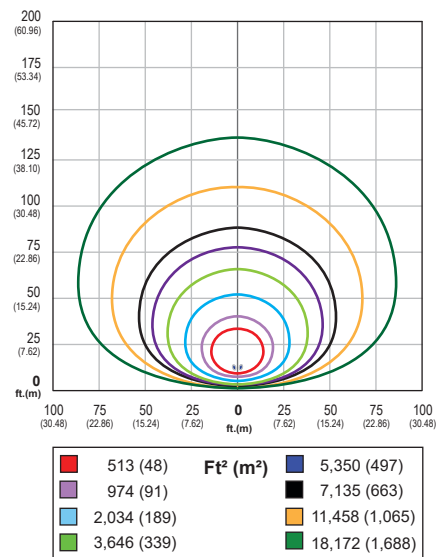
- Vertical operation and storage
- Four tubular steel sections with polymer guides
- Winch: Electric, self-braking
- Distinctive angled fixture mount for common light
- 359° rotation, lockable and adjustable from ground with mast fully extended
- Industrial-black powder-coat
- Self-retracting, coiled mast cord
- Winch guard

### ENCLOSURE

- Heavy-duty, 14-gauge steel
- Stainless steel hinges on doors
- UV & fade resistant, high temperature cured, white polyester powder paint
- Sound rating: 68 dB(A) at 23 ft (7 m) @ prime power
- Lifting point and fork pockets
- Multi-lingual operating and safety decals
- Illuminated license plate holder
- Document holder with owner's manual – includes AC and DC wiring diagrams



Standard Configuration  
70 Degree Tilt  
0.5 FC CL Fwd Distance (Reach ft/m) 167/51  
0.5 FC Max Width (Spread ft/m) 219/67



Diffuser Equipped  
70 Degree Tilt  
0.5 FC CL Fwd Distance (Reach ft/m) 125/38  
0.5 FC Max Width (Spread ft/m) 171/52

# MLT4060/80MKV

MOBILE LIGHT TOWER

**GENERAC** | MOBILE

## TRAILER

- Tubular steel frame
- Removable tongue - 48 in (1.2 m) length
- 2 in (50 mm) ball hitch
- Four 2,000 lb (907 kg) leveling jacks - lockable into stowed positions
- Side outriggers
- 7,800 lb (3,538 kg) safety chains with spring loaded safety hooks
- DOT approved LED lights: Tail, side, brake, and directionals
- 3,000 lb (1,361 kg) leaf spring axle
- Single wall polyethylene fenders
- Tires: P205/75R15
- Front step platform for easy adjustment of light fixtures

## SUGGESTED COLD-WEATHER OPTIONS

- 60/40 coolant
- Coolant heater
- OVR heater blanket
- Heated fuel filter
- 720CCA AGM sealed battery
- Liquid containment

## OTHER OPTIONS\*

- Various trailer hitch types
- Flat 4 to round 7 spade
- Positive air shutoff (PAS)
- Ground rod
- 5 lb (2.3 kg) fire extinguisher
- Battery charger - 10 A, 3-Stage
- Battery disconnect

## AMBIENT CLIMATE RATINGS

- Wind rating: 65 mph (105 km/h)
- Air temperature ratings\*\*
  - Standard units: 0°F to 120°F (-18°C to 49°C)
  - Units equipped with cold-weather options: -18°F to 120°F (-28°C to 49°C)

## WEIGHT

- Dry: 1,655lb (751 kg) MLT4060MV, 1,675 lb (760 kg) MLT4060KV, 1,720 lb (780 kg) MLT4080KV
- Operating: 2,058lb (933 kg) MLT4060MV, 2,078lb (943 kg) MLT4060KV, 2,123 lb (780 kg) MLT4080KV

## WARRANTY

- Tower: 1 year, unlimited hours/2 years, 2,000 hours
- LED modules and drivers: 5 year limited warranty

## CERTIFICATIONS

- CSA certified

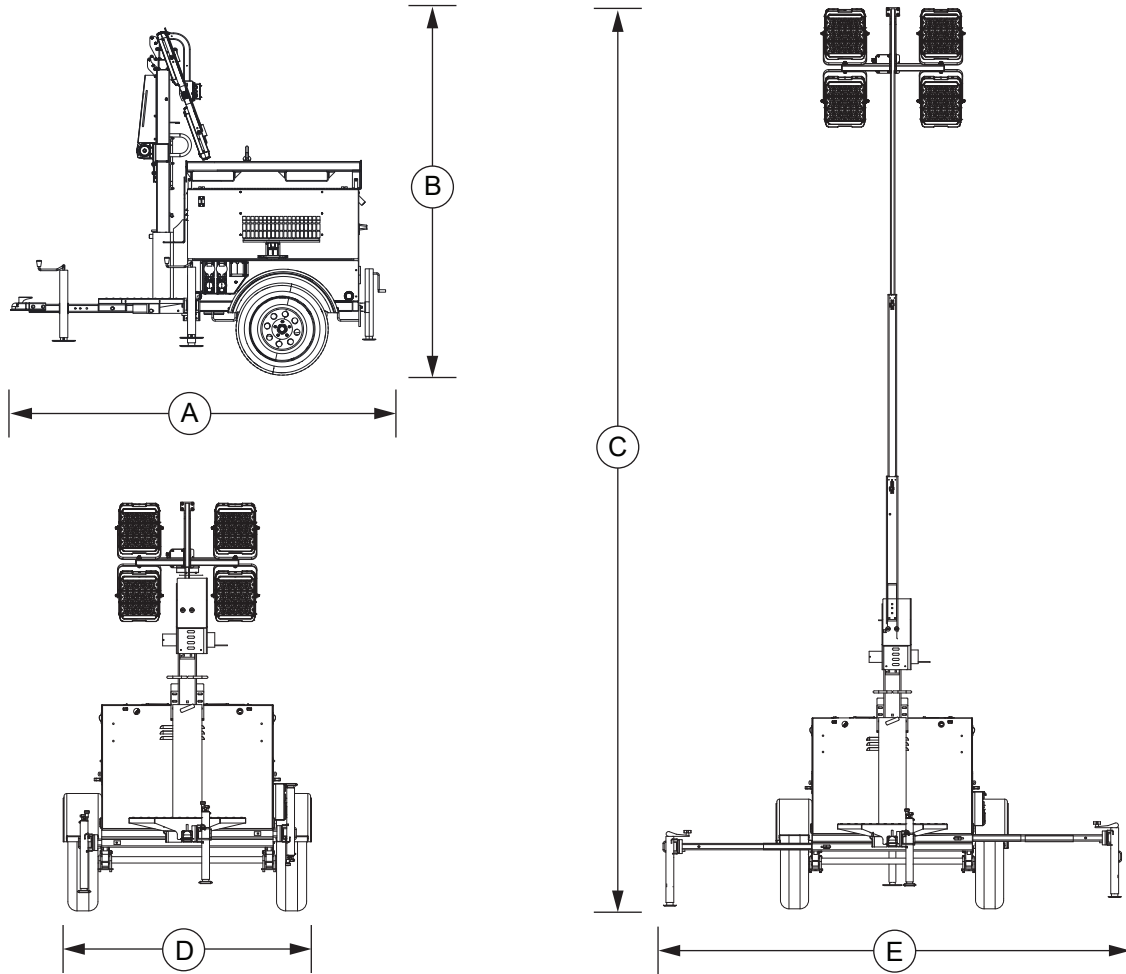
\*Additional options may be available. Please contact a sales representative or the factory for current options.

\*\*Environmental factors such as altitude, humidity, and engine fuel rating can impact temperature tolerance.

# MLT4060/80MKV

MOBILE LIGHT TOWER

## DIMENSIONS



A	B	C	D	E
115 in (2.92 m)	102 in (2.59 m)	23.3 ft (7.11 m)	68 in (1.73 m)	140 in (3.56 m)

\* All measurements are approximate and for estimation purposes only.

**YOUR FACTORY RECOGNIZED GENERAC MOBILE DEALER**

Specification characteristics may change without notice. Dimensions and weights are for preliminary purposes only. Please consult a Generac Mobile Authorized Service Dealer for detailed installation drawings.